



HOSPITALITY

WORKWEAR CATALOGUE

DEANE.



WELCOME TO DEANE

The face of Hospitality is changing with Front of House and Kitchen clearly visible to our discerning customers. In response to these changes we are delighted to share our new Hospitality Range.

We love creating the gear you need every day offering comfort and movement as you make creating top food and beverages look effortless.

05
Front of House

06
Front of House Aprons

13
Front of House Shirts

29
Front of House T-Shirts

34
Front of House Pants

40
Kitchen

42
Kitchen Aprons

47
Kitchen Jackets

54
Kitchen Pants

57
Kitchen Accessories

58
Custom Branding

59
Size Guide



01. FRONT OF HOUSE

First impressions are the start of every client's entry into your space. We bring you contemporary designs in fabrics that are robust but comfortable to wear in colours and finishes that reflect the latest trends in hospitality attire.



DEA.APR011-998

REVERSE
Reversible Full Apron

Reversible denim full apron with pocket contrast trim, adjustable ties attach through large brass eyelets, in durable polycotton with stain resistant finish. 70% Cotton 30% Polyester 330gsm.

Size Range One Size

Colours Black Denim / Grey Denim



DEA.APR010-998

REVERSE
Reversible Half Apron

Reversible denim half apron with pocket contrast trim, ties attach through large brass eyelets, in durable polycotton with stain resistant finish. 70% Cotton 30% Polyester 330gsm.

Size Range One Size

Colours Black Denim / Grey Denim





ALA.APR012-998

MODERN MILLIE
Backstrap Reversible
Apron

Reversible full apron with X-over back straps. Large front divided pocket for easy storage, contrast ochre topstitching and hook for tidy hanging. 70% Cotton 30% Polyester 330gsm.

Size Range One Size
Colours Black Denim / Grey Denim



DEA.APR006-998

BRONZE
Tough Apron

Knee length half apron with taped waist ties in durable polycotton that will keep it's colour and wash easily. 65% Polyester 35% Cotton 240gsm.

Size Range One Size
Colours Black



DEA.APR007-998

BRONZE
Tough Apron

Mid-calf half apron with taped ties in durable polycotton that will keep it's colour and wash easily. 65% Polyester 35% Cotton 240gsm.

Size Range One Size
Colours Black




DEA.APR014-261

ADAPTER
**Adaptable Full
& Half Apron**

Heavy duty canvas apron converts to a half. The halter neck and waist ties in chocolate colour, are echoed in the side pocket trim. Brass hardware, large front pocket, knife and smaller left chest pocket, hanging hook.
65% Polyester 35% Cotton 250gsm.

Size Range One Size
Colours Latte Denim



DEA.APR015-848

ADAPTER
**Adaptable Full
& Half Apron**

Heavy duty canvas apron converts to a half. The halter neck and waist ties in chocolate colour, are echoed in the side pocket trim. Brass hardware, large front pocket, knife and smaller left chest pocket, hanging hook.
73% Cotton 27% Polyester 270gsm.

Size Range One Size
Colours Indigo Denim





BIN.SHR101-842
DYLAN
**Men’s Short Sleeved
Light Weight Denim Shirt**

Great for your hospo workplace, denim is always in - short sleeves, button down collar, pockets and white buttons with curved hem makes this shirt versatile. 100% Cotton.

Size Range S-3XL & 5XL
Colour Blue Denim



BIN.SHR100-842
DYLAN
**Men’s Light Weight
Denim Shirt**

Great for your hospo workplace, denim is always in - button down collar, pockets and white buttons with curved hem makes this shirt versatile. 100% Cotton.

Size Range S-3XL & 5XL
Colour Blue Denim



BIN.SHR102-842

DYLAN
Women's Light Weight Denim Shirt

Great for your hospo workplace, denim is always in - button down collar, pockets and white buttons with curved hem makes this shirt versatile. 100% Cotton.

Size Range 8-26
Colour Blue Denim



BIN.SHR103-842

DYLAN
Women's Short Sleeved Light Weight Denim Shirt

Great for your hospo workplace, denim is always in - short sleeves, button down collar, pockets and white buttons with curved hem makes this shirt versatile. 100% Cotton.

Size Range 8-26
Colour Blue Denim





CLA.BLS058-716

CHESS

**Women’s Fresh-Looking
Checked Blouse**

Freshen the image with a checked blouse teamed with jeans or chinos, and your favourite apron.
60% Cotton 40% Polyester.

Size Range 6-26
Colours Royal & White Check



CLA.BLS058-055

CHESS

**Women’s Fresh-Looking
Checked Blouse**

Freshen the image with a checked blouse teamed with jeans or chinos, and your favourite apron.
60% Cotton 40% Polyester.

Size Range 6-26
Colours Light Blue & White Check



CLA.BLS058-018

CHESS

**Women’s Fresh-Looking
Checked Blouse**

Freshen the image with a checked blouse teamed with jeans or chinos, and your favourite apron.
60% Cotton 40% Polyester.

Size Range 6-26
Colours Black & White Check





CLA.SHR032-716

CHESS

**Men’s Fresh-Looking
Checked Shirt**

Freshen the image with a checked shirt teamed with jeans or chinos, and your favourite apron.
60% Cotton 40% Polyester.

Size Range XS-5XL
Colours Royal & White Check



CLA.SHR032-055

CHESS

**Men’s Fresh-Looking
Checked Shirt**

Freshen the image with a checked shirt teamed with jeans or chinos, and your favourite apron.
60% Cotton 40% Polyester.

Size Range XS-5XL
Colours Light Blue & White Check



CLA.SHR032-018

CHESS

**Men’s Fresh-Looking
Checked Shirt**

Freshen the image with a checked shirt teamed with jeans or chinos, and your favourite apron.
60% Cotton 40% Polyester.

Size Range XS-5XL
Colours Black & White Check



CLA.BLS027-018

CAMBRIDGE

**Women’s Classic
Roll-Up Blouse**

A cool, crisp, smart cotton rich micro check fits all shapes with an added pleat for full figures. 3/4 sleeve, neck seam piping, bias placket and yoke. 60% Cotton 40% Polyester 115gsm.

Size Range 6-26
Colours Black & White Micro Check



CLA.BLS027-048

CAMBRIDGE

**Women’s Classic
Roll-Up Blouse**

A cool, crisp, smart cotton rich micro check fits all shapes with an added pleat for full figures. 3/4 sleeve, neck seam piping, bias placket and yoke. 60% Cotton 40% Polyester 115gsm.

Size Range 6-26
Colours Purple & White Micro Check



CLA.SHR021-018

CAMBRIDGE

**Men’s Fresh-Looking
Checked Shirt**

A cool, crisp, smart cotton rich micro check fits all shapes with an added pleat for bigger sizes. Cut away collar, long sleeved, neck seam piping, bias placket, pocket and yoke. 60% Cotton 40% Polyester 115gsm.

Size Range XS-5XL
Colours Black & White Micro Check



CLA.SHR021-048

CAMBRIDGE

**Men’s Fresh-Looking
Checked Shirt**

A cool, crisp, smart cotton rich micro check fits all shapes with an added pleat for bigger sizes. Cut away collar, long sleeved, neck seam piping, bias placket, pocket and yoke. 60% Cotton 40% Polyester 115gsm.

Size Range XS-5XL
Colours Purple & White Micro Check



CLA.BLS031-861

OXFORD

Women’s Classic Roll-Up Sleeve Blouse

Cotton rich with an open weave for breathability, in a selection of versatile colours. A classic collar with ¾ sleeves and an optional chest pocket. 60% Cotton 40% Polyester 125gsm.

Size Range 6-26
Colours Sky Blue



CLA.BLS031-848

OXFORD

Women’s Classic Roll-Up Sleeve Blouse

Cotton rich with an open weave for breathability, in a selection of versatile colours. A classic collar with ¾ sleeves and an optional chest pocket. 60% Cotton 40% Polyester 125gsm.

Size Range 6-26
Colours Indigo



CLA.BLS031-960

OXFORD

Women’s Classic Roll-Up Sleeve Blouse

Cotton rich with an open weave for breathability, in a selection of versatile colours. A classic collar with ¾ sleeves and an optional chest pocket. 60% Cotton 40% Polyester 125gsm.

Size Range 6-26
Colours Silver Grey



CLA.BLS031-122

OXFORD

Women’s Classic Roll-Up Sleeve Blouse

Cotton rich with an open weave for breathability, in a selection of versatile colours. A classic collar with ¾ sleeves and an optional chest pocket. 60% Cotton 40% Polyester 125gsm.

Size Range 6-26
Colours White



CLA.SHR024-122

OXFORD

Men's Hospo Shirt

Cotton rich with an open weave for breathability, in a selection of versatile colours. A classic collar with full length sleeves and a chest pocket. 60% Cotton 40% Polyester 125gsm.

Size Range XS-5XL
Colours White



CLA.SHR024-861

OXFORD

Men's Hospo Shirt

Cotton rich with an open weave for breathability, in a selection of versatile colours. A classic collar with full length sleeves and a chest pocket. 60% Cotton 40% Polyester 125gsm.

Size Range XS-5XL
Colours Sky Blue

CLA.SHR024-848

OXFORD

Men's Hospo Shirt

Cotton rich with an open weave for breathability, in a selection of versatile colours. A classic collar with full length sleeves and a chest pocket. 60% Cotton 40% Polyester 125gsm.

Size Range XS-5XL
Colours Indigo

CLA.SHR024-960

OXFORD

Men's Hospo Shirt

Cotton rich with an open weave for breathability, in a selection of versatile colours. A classic collar with full length sleeves and a chest pocket. 60% Cotton 40% Polyester 125gsm.

Size Range XS-5XL
Colours Silver Grey



CLA.SHR017-998

ATLAS
Men’s Adjustable
Sleeve Shirt

Practical, slim fit men’s style with special fabric finish for durability and easy care. Adjustable sleeves. 60% Cotton 40% Polyester 115gsm.

Size Range XS-5XL
Colours Black



CLA.BLS024-998

ALICE
Women’s Adjustable
Sleeve Blouse

Adjustable sleeve slim fit blouse with a special fabric finish for durability and easy care. 60% Cotton 40% Polyester 115gsm.

Size Range 6-26
Colours Black



DEA.POL005-998

TRUSTED
When Only a Polo Will Do

Easy and classic two-piece collared polo is a generous fit that will retain it’s good looks and colour. Supplied with a loose pocket for attachment if desired. 100% Polyester 180gsm.

Size Range XS-5XL
Colours Black



DEA.POL006-998

TRUSTED
When Only a Polo Will Do

Easy and classic two-piece collared polo is a generous fit that will retain it’s good looks and colour. Supplied with a loose pocket for attachment if desired. 100% Polyester 180gsm.

Size Range XS-5XL
Colours Black



FREDA
Women’s All Day Scoop Tee

Short sleeved scoop bound neck with long body, pre shrunk and ready to wear. Regular - Relaxed fit.

Size Range
XS-2XL

Colours

- Burgundy
BIN.TEE008-650
- Navy
BIN.TEE008-820
- White
BIN.TEE008-122
- Black
BIN.TEE008-998
- Grey
BIN.TEE008-942



FRED
Men’s All Day Plain Tee

Comfortable relaxed short sleeved crew in 100% combed cotton,
soft and easy to wear. 100% Cotton 150gsm.

Size Range
S-2XL

Colours

- Grey

BIN.TEE007-942
- Burgundy

BIN.TEE007-650
- White

BIN.TEE007-122
- Navy

BIN.TEE007-820
- Black

BIN.TEE007-998





BIN.TEE033-018

GRAHAM
Women’s Striking Contrast Tee

Long length short sleeved crew with contrast neck trim, pre-shrunk and ready to wear. 100% Cotton 150gsm.

Size Range XS-XL
Colours White & Black Stripe



BIN.TEE033-043

GRAHAM
Women’s Striking Contrast Tee

Long length short sleeved crew with contrast neck trim, pre-shrunk and ready to wear. 100% Cotton 150gsm.

Size Range XS-XL
Colours White & Red Stripe



BIN.TEE032-043

GRAHAM
Men’s Striped Tee

Comfortable relaxed short sleeved crew in 100% combed cotton, soft and easy to wear. 100% Cotton 150gsm.

Size Range S-2XL
Colours White & Red Stripe

BIN.TEE032-018

GRAHAM
Men’s Striped Tee

Comfortable relaxed short sleeved crew in 100% combed cotton, soft and easy to wear. 100% Cotton 150gsm.

Size Range S-2XL
Colours White & Black Stripe



SSU.CTR003-998

CORPORATE MAN

Formal Flat Front Trousers

More formal than a chino, these flat front men’s trousers are a low shine yet cost effective suiting option. Durable, machine washable, quick dry and no iron these come in a straight leg with centre leg crease, back welt pocket and front angled pockets for versatility. 100% Polyester 195gsm.

Size Range 77R-117R
Colours Black



SSU.CTR005-820

CORPORATE LADY

Formal Flat Front Trousers

An understated, beautifully cut classic women’s formal trouser in low shine yet cost effective suiting. Durable, machine washable, quick drying and no iron. Fit has a slight taper on the leg for a flattering silhouette. Front angled pockets and a comfortable shaped waistband with extension creates a flat front finish, belt loops for versatility. 100% Polyester 195gsm.

Size Range 6-24
Colours Navy



SSU.CTR005-998

CORPORATE LADY

Formal Flat Front Trousers

An understated, beautifully cut classic women’s formal trouser in low shine yet cost effective suiting. Durable, machine washable, quick drying and no iron. Fit has a slight taper on the leg for a flattering silhouette. Front angled pockets and a comfortable shaped waistband with extension creates a flat front finish, belt loops for versatility. 100% Polyester 195gsm.

Size Range 6-24
Colours Black





BIN.PNT019-271

CHINO
Women’s On-Trend
Chino Pants

Great for the hospo workplace environment - dressed up or down, chinos are versatile. Washed cotton with stretch for easy movement but always relaxed and soft in a slim on trend leg. 98% Cotton 2% Elastane.

Size Range 6-26
Colours Stone



BIN.PNT019-820

CHINO
Women’s On-Trend
Chino Pants

Great for the hospo workplace environment - dressed up or down, chinos are versatile. Washed cotton with stretch for easy movement but always relaxed and soft in a slim on trend leg. 98% Cotton 2% Elastane.

Size Range 6-26
Colours Navy



BIN.PNT019-998

CHINO
Women’s On-Trend
Chino Pants

Great for the hospo workplace environment - dressed up or down, chinos are versatile. Washed cotton with stretch for easy movement but always relaxed and soft in a slim on trend leg. 98% Cotton 2% Elastane.

Size Range 6-26
Colours Black





BIN.PNT018-820

CHINO
Men's On-Trend Chino Pants

Great for the hospo workplace environment - dressed up or down, chinos are versatile. Washed cotton with stretch for extra movement but always looking relaxed and soft in a metro fit. 98% Cotton 2% Elastane.

Size Range 72R-127R
Colours Navy



BIN.PNT018-998

CHINO
Men's On-Trend Chino Pants

Great for the hospo workplace environment - dressed up or down, chinos are versatile. Washed cotton with stretch for extra movement but always looking relaxed and soft in a metro fit. 98% Cotton 2% Elastane.

Size Range 72R-127R
Colours Black



BIN.PNT018-271

CHINO
Men's On-Trend Chino Pants

Great for the hospo workplace environment - dressed up or down, chinos are versatile. Washed cotton with stretch for extra movement but always looking relaxed and soft in a metro fit. 98% Cotton 2% Elastane.

Size Range 72R-127R
Colours Stone



02. KITCHEN

Kitchens are now as visible as Front of House and we have designed a range with comfort and movement allowing you and your staff to concentrate on core business: success in your Hospitality Space.





DEA.APR001-122

BURT
Sturdy Cotton Apron

Heavy duty 100% cotton full apron, hard-wearing and created to be robust enough for industrial laundering. 100% Cotton 310gsm.

Size Range One Size
Colours White



DEA.APR002-122

BRONZE
Tough Apron

Knee length full apron with taped neck and waist ties made of durable polycotton ensuring best colour retention and a long life. 65% Polyester 35% Cotton 240gsm.

Size Range One Size
Colours White with Black Straps



DEA.APR002-830

BRONZE
Tough Apron

Knee length full apron with taped neck and waist ties made of durable polycotton ensuring best colour retention and a long life. 65% Polyester 35% Cotton 240gsm.

Size Range One Size
Colours Royal Blue with Black Straps



DEA.APR002-998

BRONZE
Tough Apron

Knee length full apron with taped neck and waist ties made of durable polycotton ensuring best colour retention and a long life. 65% Polyester 35% Cotton 240gsm.

Size Range One Size
Colours Black



DEA.APR004-009

BRONZE
Tough Apron

Woven striped butcher's apron in durable polycotton that will keep it's colour and wash easily. 65% Polyester 35% Cotton 240gsm.

Size Range One Size
Colours Navy & White Stripes



DEA.APR006-998

BRONZE
Tough Apron

Knee length half apron with taped waist ties in durable polycotton that will keep it's colour and wash easily. 65% Polyester 35% Cotton 240gsm.

Size Range One Size
Colours Black



ALA.APR012-998

MODERN MILLIE
Backstrap Reversible Apron

Reversible full apron with X-over back straps. Large front divided pocket for easy storage, contrast ochre topstitching and hook for tidy hanging. 70% Cotton 30% Polyester 330gsm.

Size Range One Size
Colours Black Denim / Grey Denim



DEA.APR007-998

BRONZE
Tough Apron

Mid-calf half apron with taped ties in durable polycotton that will keep it's colour and wash easily. 65% Polyester 35% Cotton 240gsm.

Size Range One Size
Colours Black





CUT.JKT001-122

BRONZE CLASSIC
Classic Chef’s Jacket

Long sleeved unisex chef’s jacket made of a durable polycotton blend, keeping you looking professional all day. Featuring deep turn back cuffs and left sleeve pocket. Supplied with a full set of stud buttons & fastening strips. 65% Polyester 35% Cotton 240gsm.

Size Range 2XS-5XL
Colours White



CUT.JKT003-122

BRONZE CLASSIC
Short Sleeved Chef’s Jacket

Short sleeved unisex chef’s jacket made of a durable polycotton blend, keeping you looking professional all day. Featuring a left sleeve pocket and supplied with a full set of stud buttons & fastening strips. 65% Polyester 35% Cotton 240gsm.

Size Range 2XS-5XL
Colours White



CUT.JKT002-122

BRONZE CLASSIC
Trimmed Chef’s Jacket

Long sleeved unisex chef’s jacket made of a durable polycotton blend, keeping you looking professional all day. Featuring black trim, deep turn back cuffs and left sleeve pocket. Supplied with a full set of stud buttons & fastening strips. 65% Polyester 35% Cotton 240gsm.

Size Range 2XS-5XL
Colours White with Black Trim



CUT.JKT004-122

BRONZE CLASSIC
Short Sleeved Trimmed
Chef’s Jacket

Short sleeved unisex chef’s jacket made of a durable polycotton blend, keeping you looking professional all day. Featuring black trim and left sleeve pocket. Supplied with a full set of stud buttons & fastening strips. 65% Polyester 35% Cotton 240gsm.

Size Range 2XS-5XL
Colours White with Black Trim





DEA.JKT014-122

DELUXE Technical Chef's Jacket

Slim fit unisex chef's jacket with contouring knit side panels and ergonomic sleeves for flexibility. Yoke panelling reduces torso pull and back yoke vent is designed to enhance airflow for hot and stressful environments. Easy to use domes hidden under front opening, collar tab and sleeve utility pocket. 65% Polyester 35% Cotton 190gsm.

Size Range XS-5XL

Colours White



CUT.JKT005-122

BRONZE CLASSIC Contemporary Chef's Jacket

Long sleeved contemporary unisex chef's jacket made of durable polycotton. The jacket features domed front, deep turn back cuffs, and left sleeve pocket. 65% Polyester 35% Cotton 240gsm.

Size Range 2XS-5XL

Colours White



CUT.JKT006-122

BRONZE CLASSIC Short Sleeved Contemporary Chef's Jacket

Short sleeved contemporary unisex chef's jacket made of durable polycotton. The jacket features domed front and left sleeve pocket. 65% Polyester 35% Cotton 240gsm.

Size Range 2XS-5XL

Colours White



FOD.JKT001-122

BRONZE TRADITIONAL

Men’s Comfort Chef’s Jacket

Long sleeved men’s chef’s jacket made in durable polycotton, keeping you looking professional all day. Deep turn back cuffs and left sleeve pocket. A full set of stud button strips is sold separately. 65% Polyester 35% Cotton 240gsm.

Size Range XS-6XL
Colours White



FOD.JKT005-122

BRONZE TRADITIONAL

Women’s Comfort Chef’s Jacket

Long sleeved women’s chef’s jacket made in durable polycotton, keeping you looking professional all day. Deep turn back cuffs and left sleeve pocket. A full set of stud button strips is sold separately. 65% Polyester 35% Cotton 240gsm.

Size Range 8-26
Colours White



FOD.JKT005-998

BRONZE TRADITIONAL

Women’s Black Chef’s Jacket

Long sleeved women’s chef’s jacket made in black durable polycotton, keeping you looking professional all day. Deep turn back cuffs and left sleeve pocket. A full set of stud button strips is sold separately. 65% Polyester 35% Cotton 240gsm.

Size Range 8-26
Colours Black



FOD.JKT001-998

BRONZE TRADITIONAL

Men’s Black Chef’s Jacket

Long sleeved men’s chef’s jacket made in black durable polycotton, keeping you looking professional all day. Deep turn back cuffs and left sleeve pocket. A full set of stud button strips is sold separately. 65% Polyester 35% Cotton 240gsm.

Size Range XS-6XL
Colours Black



CUT.PNT001-018

KIT
Traditional Kitchen Pants

Traditional drawstring pants with side pockets and a back-half pocket. 65% Polyester 35% Cotton 240gsm.

Size Range XS-5XL
Colours Black and White Check




CUT.PNT001-998

STATUS
Chef's Pants

Traditional drawstring pants with side pockets and a back-half pocket. 65% Polyester 35% Cotton 240gsm.

Size Range XS-5XL
Colours Black






ALA.SCF001-122

Neckerchief

Versatile, soft and lightweight polycotton neckerchief sturdy enough for industrial washing. 65% Polyester 35% Cotton 190gsm.

Size Range One Size

Colours White




FOD.SUN001-001

BUTTONS
Black & White Button Strip

Separately available button strips to make button changes more effective when laundering. Buttons are less inclined to be lost from the set. 65% Polyester 35% Cotton 240gsm.

Size Range XS-5XL

Colours White with Black Buttons



FOD.SUN001-122

BUTTONS
White Button Strips

Separately available button strips to make button changes more effective when laundering. Buttons are less inclined to be lost from the set. 65% Polyester 35% Cotton 240gsm.

Size Range XS-5XL

Colours White with White Buttons



CUSTOMIZE YOUR UNIFORM

Working with Deane allows you to customise your new hospitality uniform by adding elements of your brand to our running stock to create a unique image for your business.



Embroidery

Embroidery is a cost effective way of branding the team to reflect your business image.



Screen Printing

Screen printing readily captures larger brand images and tag lines.



Decorative Trim

Decorative trim additions further customize garments as required.



Personal Names

Personal names can also be embroidered along with your company branding to further personalise the garments.

To find out more about how we can customise your uniform please call our customer service team.

SIZE GUIDE

WOMEN'S BODY MEASUREMENTS - All Garments												
SIZES 1	2XS	XS	S	S	M	L	L	XL	2XL	2XL	3XL	4XL
SIZES 2	6	8	10	12	14	16	18	20	22	24	26	28
Bust (cm)	82	87	92	97	102	107	112	117	122	127	132	137
Waist (cm)	65	70	75	80	85	90	95	100	105	110	115	120
Hip (cm)	90	95	100	105	110	115	120	125	130	135	140	145

MEN'S BODY MEASUREMENTS												
SIZES	2XS	XS	S	M	L	XL	2XL	3XL	4XL	5XL	6XL	
Shirts, Polos and Knitwear												
Neck (cm)	-	35-36	37-38	39-40	41-42	43-44	45-46	47-48	49-50	51-52	53-54	
Chest (cm)	-	80	88	96	104	112	120	128	136	144	152	
Trousers												
Waist (cm)	-	77	82	87	92	97	102	107	112	117	122	
Waist (inches)	-	30	32	34	36	38	40	42	44	46	48	
Chef Jackets - Bronze, Traditional & Deluxe												
Chest (cm)	80	88	96	104	112	120	128	136	144	152	160	

UNISEX BODY MEASUREMENTS												
SIZES	3XS	2XS	XS	S	M	L	XL	2XL	3XL	4XL	5XL	6XL
Chef Jackets-Bronze Classic												
Chest (cm)	84	92	100	108	116	124	132	140	148	156	164	172
Chef Trousers-Bronze Classic												
Waist (cm)	-	66	74	82	90	98	106	114	122	130	138	146

- HOW TO MEASURE
- Measure over underwear or light clothing
 - Keep the tape measure straight, level & snug, but not tight
 - If the measurement is on the borderline, choose the larger size
 - Keep your body standing upright

CHEST / BUST - Measure under your arms around the fullest part, with your arms at your sides
WAIST - Measure around the natural waistline, keeping the tape comfortable loose
HIP - Measure around the fullest part of your hips while standing upright



hospitality.deaneonline.com.au
hospitality.deaneonline.co.nz